



WADEBRIDGE DENTAL

CARING FOR SMILES



# Dental Implants



# Introduction to Dental Implants



## Why should I replace missing teeth?

Your appearance is one reason. Another is that the gap left by a missing tooth can mean more strain is put on the teeth at either side.

A gap can also mean your 'bite' is affected, because the teeth next to the space can lean into the gap and change the way the upper and lower teeth bite together. This can then lead to food getting packed into the gap, which causes tooth decay and gum disease.



# Frequently Asked Questions

## Does it hurt?

Patients can experience mild swelling and discomfort after the procedure. However, the placement of the implant itself is with local anaesthetic so the patient is comfortable and pain free. Some patients have reported that it is a more pleasant procedure than the extraction of a tooth.

## Am I suitable?

Most patients are suitable for an implant, however, you will need an implant consultation with a dentist for them to check your oral health and bone levels to determine if you require any treatment beforehand to get you to the point of being suitable for an implant i.e. bone graft for loss of bone or periodontal treatment for active gum disease.

Health factors are also taken into account when opting for an implant as risk factors such as smoking, alcohol intake and medications can affect the longevity of your implant lifespan.

## Do you offer finance?

Yes. We offer finance through an external company subject to credit checks. We offer 12 months 0% and low rate finance over 2-5 years



We offer a 3 year guarantee on all our implants and only use the worlds leading implant system, Straumann

# Dental Implants

What is a dental implant?



Before dental implant



After dental implant

A dental implant is the closest replacement to a natural tooth. It looks, fits and feels like a natural tooth.



*"Dental Implants were the right choice for me after having 2 teeth removed. Andrew explained the procedure and talked me through step by step in a kind and considerate way. Although early days so far I am very pleased with my new teeth and would recommend the practice to everyone" J.T*

## Insertion of the implant

Dental implants are placed under local anaesthetic in a routine pain free procedure. In some cases it is possible to place a tooth or teeth immediately after extraction





Before dental implant



After dental implant

## Healing phase

The healing phase usually lasts a few weeks over which time some discomfort can be experienced. Over the next 8 weeks the bone around the implant grows and integrates with the implant surface. Good oral hygiene is vital in the healing stage of the treatment. Once healed, this artificial root acts as a base for fixing individual crowns, multi-tooth bridges, or an entire dental prosthesis.

## Restoration phase

The dental laboratory uses a 3D Digital scan of the implant site to produce the crown, bridge or denture. The dentist will place the restoration after the dental implant has healed.



## Aftercare

Implants are an excellent option and investment in your health. With the right aftercare, they last on average 15 years. Long-term success is reliant on taking care of your implant. As with natural teeth, implants require the same regular check-ups and conscientious oral hygiene. Follow these guidelines, your implants can be maintained for decades.

## What are the benefits of dental implants?

- Fixed, Natural looking teeth and smile
- Eat as you did with your natural teeth
- Support and prolong life of natural teeth

## Is there any age limitation to dental implant therapy?

Implants can be placed in anyone from age 21

# Implant Retained Dentures



Before



After

## What is an implant retained denture?

An implant retained denture is a removable full or partial denture in acrylic or cobalt chrome with minimal coverage of the roof of your mouth and other areas. Implants are placed in the bone underneath the dentures and the dentures then have precision attachments to stabilise and strongly hold your dentures in place. This can be achieved with either 4 mini implants in the lower jaw or 6 in the upper with connectors to your denture. These can be fitted to your new or in most cases to your existing dentures



Implants



Dentures in place

***“They transformed my smile, my confidence and eating now feels normal”***

Mini implants with denture

Treatment by Dr Andrew Taylor


## What are the benefits of implant retained dentures?

- Dentures will hardly move when eating, talking or using them
- You will be able to eat most of the foods you could eat with your natural teeth
- The gums and soft tissues under and around your dentures do not get sore
- Quick and instantaneous improvement to your existing dentures
- Implants last on average 15 years

## What are the disadvantages of implant retained dentures?

- Still removable
- Dentures still need service and maintenance
- Food can catch around the dentures
- Not fixed rigidly in place

# Implant Retained Bridge



*“A first class service throughout and a first class outcome. So pleased, thank you”*

**Robert Burt**

Treatment by Dr Andrew Taylor



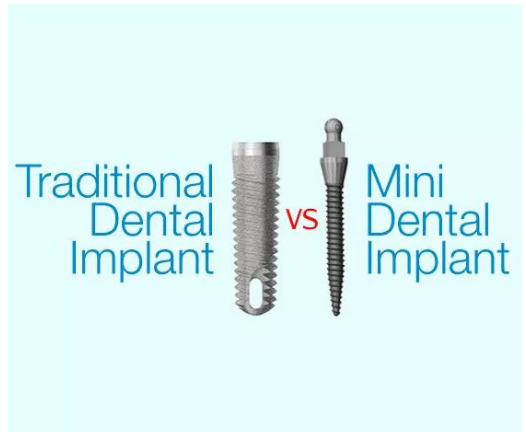
Before



After

# Mini Implants vs Implants

Both standard-size dental implants and mini implants hold many advantages over more traditional tooth replacement. While standard dentures can lead to bone deterioration due to lack of stimulus from a tooth root, dental implants actually encourage bone growth. This helps to maintain facial structure – and your smile.



**Besides restoring your smile and your self-esteem, regular dental implants and mini implants also:**

- Give you a much stronger bite than conventional dentures.
- Provide stability for surrounding natural teeth.
- Last for years if you take proper care of them.

They restore your smile more effectively because they look like real teeth – or even better – and they provide a high level of long-lasting functionality.


Not everyone is suitable for standard sized dental implants. Because mini implants can fit in smaller spaces they're often used to replace smaller teeth like incisors and premolars. Mini implants may also be better for certain medical conditions. If there are problems with the volume of bone in your jaw, mini implants could give you a way to avoid a bone graft.

**Regular implants have a diameter of 3.25 to 5 millimetres. Mini implants have a diameter of less than 3mm.**

Mini implants are also constructed slightly differently from regular dental implants.

A traditional dental implant usually comprises the titanium post and an abutment to hold the artificial tooth.

The mini version has a ball-shaped end that protrudes from the jaw bone, with a rubber O-ring to hold the tooth.



## Advantages of Mini Implants

Mini-implants have all the advantages of regular implants. However, because mini implants are so narrow, the procedure for placing them is much less invasive than with larger implants.

This means faster healing time and less discomfort, with minimal damage to the soft tissue around the implants, and usually no need for stitches.

The artificial teeth on mini implants can often be fitted immediately – with regular implants, there's typically a waiting period of several months.

Another advantage of mini implants is a financial one: mini implants tend to be less expensive than regular implants, and can avoid the extra expense of a bone graft.

## Downside of Mini Implants

While mini implants often provide a solution when there are problems with jaw bone, one type of bone issue could rule them out – inadequate vertical bone, often caused by gum disease

And you might not be a good candidate for mini dental implants if you habitually grind your teeth, which can wear down the implants.

To make a truly informed decision on whether you're a suitable candidate for dental implants, and which type would be most beneficial, you need to speak to an experienced dental surgeon experienced in Implants

# Our Implant Dentist



**Dr Andrew Taylor**

**Call us on 01208 813816**

**WhatsApp on 07508 268714**



**Scan the QR code or book at  
[wadebridgedentalcare.co.uk](http://wadebridgedentalcare.co.uk)**

## **TESTIMONIAL**

**“Felt very confident and relaxed when Andrew was preparing my mouth for an implant with 2 teeth. The process was very smooth. His up to date technology enabled him to do a very precise job. I have had no problems at all.”**

**Treatment with Dr Andrew Taylor**



WADEBRIDGE DENTAL

CARING FOR SMILES

# FINANCE AVAILABLE

## Representative example:

Loan	Term (months)	APR	Monthly Payment	Total Payment
£3,000.00	12	5.9%	£258	£3096
£3,000.00	24	7.9%	£136	£3264
£3,000.00	36	9.9%	£95.31	£3431.16
£3,000.00	48	10.9%	£77	£3696
£3,000.00	60	10.9%	£65	£3900

Ask at reception for further details and an application form.

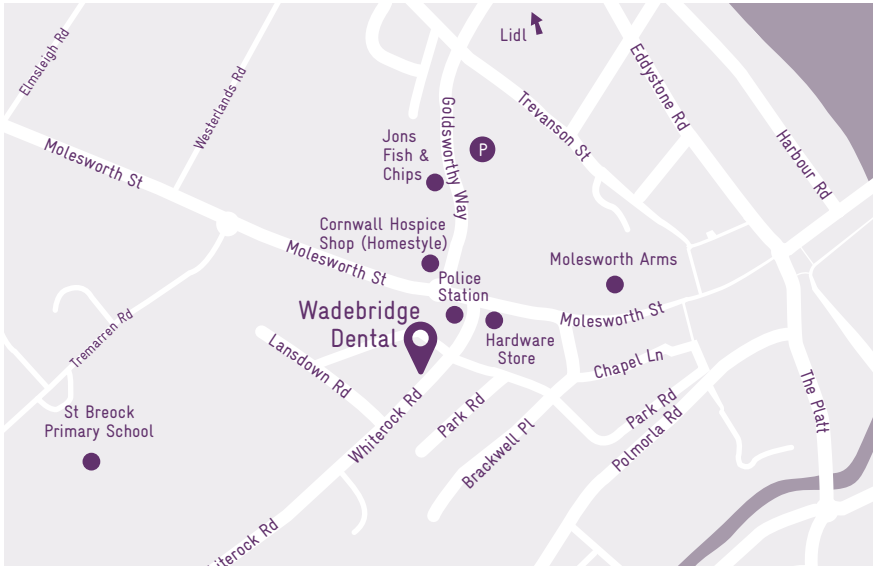
\*loans are subject to status, terms and conditions apply

WADEBRIDGE DENTAL CARE LTD trading as Wadebridge Dental with its registered address at 7 - 9, The Avenue, BN21 3YA, Eastbourne is authorised and regulated by the Financial Conduct Authority and is entered on the Financial Services Register, reference number 802462. Credit decisions will be subject to your individual circumstances. You must be over 18 and earn an income to apply. 12 months 5.9% APR



# WADEBRIDGE DENTAL

CARING FOR SMILES



7-8 Park Place, Whiterock Road,  
Wadebridge, Cornwall PL27 7EA

Tel: 01208 813816

Email: [info@wadebridgedentalcare.co.uk](mailto:info@wadebridgedentalcare.co.uk)

 [wadebridgedentalcare](https://www.facebook.com/wadebridgedentalcare)

 [wadebridgedental](https://www.instagram.com/wadebridgedental)

 07508 268714



Over 1200 5 star reviews



★★★★★ Reviews

